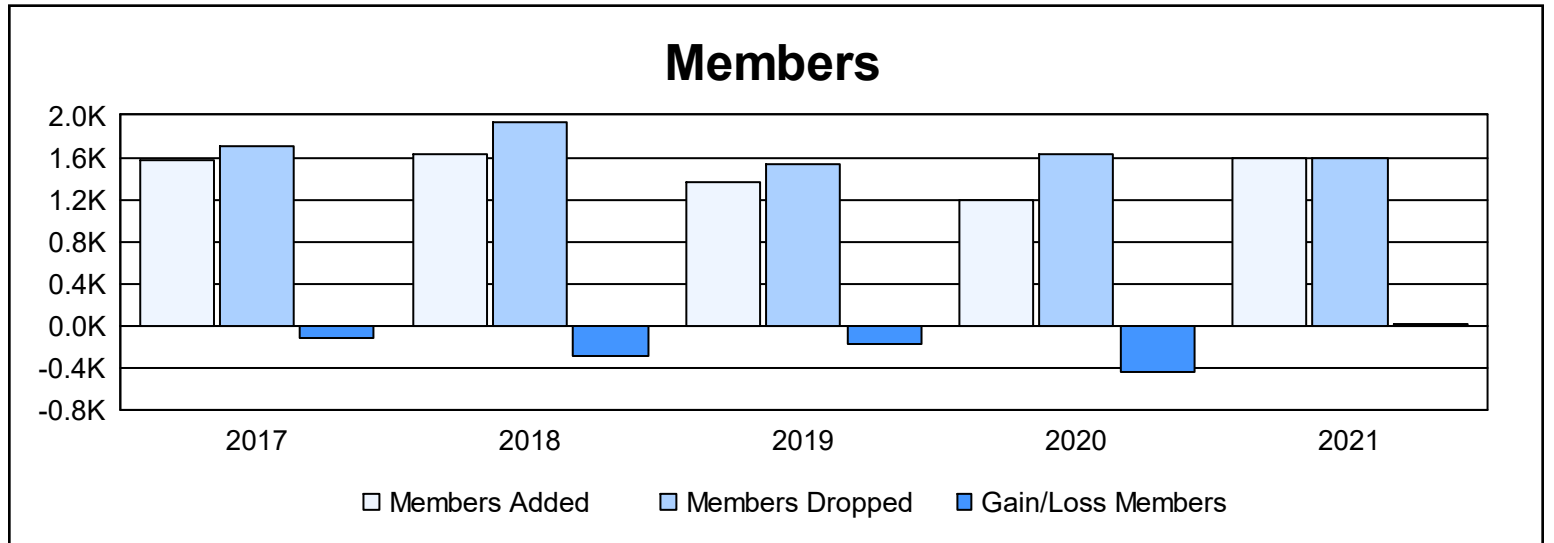
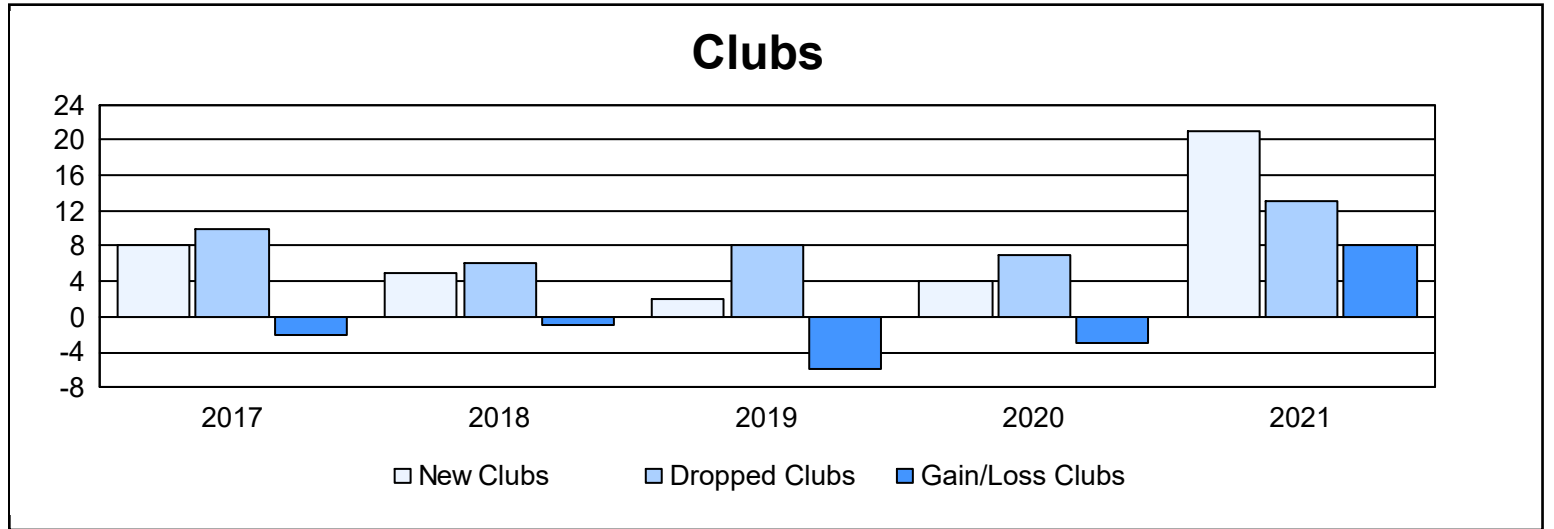


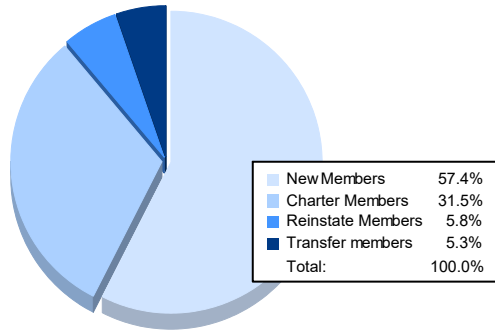
Multiple District A

As of June 2021 Cumulative

| Year | New Clubs | Dropped Clubs | Gain/ Loss Clubs | New Members | Charter Members | Reinstate Members | Transfer Members | Total Member Added | Total Members Dropped | Gain/ Loss Members |
|----------------|-----------|---------------|------------------|--------------|-----------------|-------------------|------------------|--------------------|-----------------------|--------------------|
| 2016-2017 | 8 | 10 | -2 | 1,218 | 201 | 62 | 99 | 1,580 | 1,704 | -124 |
| 2017-2018 | 5 | 6 | -1 | 1,304 | 163 | 56 | 112 | 1,635 | 1,926 | -291 |
| 2018-2019 | 2 | 8 | -6 | 1,096 | 78 | 90 | 90 | 1,354 | 1,527 | -173 |
| 2019-2020 | 4 | 7 | -3 | 788 | 209 | 83 | 110 | 1,190 | 1,625 | -435 |
| 2020-2021 | 21 | 13 | 8 | 918 | 504 | 93 | 84 | 1,599 | 1,584 | 15 |
| Average | 8 | 9 | -1 | 1,065 | 231 | 77 | 99 | 1,472 | 1,673 | -202 |



Membership Composition June 2021 Cumulative



Gender Composition June 2021 Cumulative

